








Spring Curriculum Overview – 2024

<div style="display: flex; justify-content: space-between; align-items: center;">  <div style="background-color: #003366; color: white; padding: 5px;">Literacy (including Little Wandle)</div> </div> <p>To engage and begin to reflect on the order of stories using some of the key vocabulary</p> <ul style="list-style-type: none"> • Start to identify the different parts of a text and consider its purpose and meaning • Develop the skill of counting syllables and orally blending and segmenting CVC words • Begin to recognise words with the same initial sounds • Demonstrate writing skills using different writing tools in the correct way • Begins to copy letters and gives meaning to the marks made <p>To support your child with this aspect of their learning you could:</p> <ul style="list-style-type: none"> • Continue to enjoy reading at home daily • Give your child opportunities to write known words, such as names and familiar objects • Do the weekly phonics task together 	<div style="display: flex; justify-content: space-between; align-items: center;">  <div style="background-color: #003366; color: white; padding: 5px;">Understanding the World</div> </div> <ul style="list-style-type: none"> • Start to develop and understanding of their own timeline through talking about their experiences • Explore the environment and make comments using learnt key vocabulary • Develop positive attitudes through the exploration of people, religions, cultures and communities • Explore and compare seasons • Start to understand the need to respect and care for the natural environment and all living things • Explore key features of the life cycle of a plant or animal 	<div style="display: flex; justify-content: space-between; align-items: center;">  <div style="background-color: #003366; color: white; padding: 5px;">Personal, Social, Emotional Development</div> </div> <ul style="list-style-type: none"> • Consider how others might be feeling using key vocabulary relating to feelings and friendships • Become more confident in a range of social situations carrying out a range of age-appropriate tasks/jobs • Follow the rules and routines of the class; • Manage their own self-care, personal needs; • Begin to explore food choices • Develop the skill of playing co-operatively and taking turns • To share talk and solve conflicts with familiar adults and children
<div style="display: flex; justify-content: space-between; align-items: center;"> <div style="border: 1px solid black; padding: 2px; display: flex; flex-direction: column; align-items: center; width: 30px;"> 2 + 3 <hr style="width: 100%;"/> 5 </div> <div style="background-color: #003366; color: white; padding: 5px;">Maths</div> </div> <ul style="list-style-type: none"> • Recite numbers to 10 • Demonstrate an understanding of one-to-one correspondence to 5 • Explore numbers up to 5 using concrete resources and their linked numeral • Demonstrate the cardinal principle to 5. E.g. the last number counted tells you how many objects there are in the group • Begin to describe shapes and patterns in a mathematical way • Start to use positional and time vocabulary • Explore comparisons between objects relating to size, length, weight, capacity <p>To help your child with this aspect of learning you could:</p> <ul style="list-style-type: none"> • Compare shapes and objects around the home using mathematical language • Ask your child to count a quantity of objects 	<div style="display: flex; justify-content: space-between; align-items: center;">  <div style="background-color: #003366; color: white; padding: 5px;">Communication & Language</div> </div> <ul style="list-style-type: none"> • Begin to participate in large, small and one to one discussion • Become confident to share thoughts and ideas using more complex sentences • Develop their communication and conversation skills 	<div style="display: flex; justify-content: space-between; align-items: center;">  <div style="background-color: #003366; color: white; padding: 5px;">Physical Development</div> </div> <ul style="list-style-type: none"> • To explore a range of movements across the environment with skill • To match their own skills in agility, balance and coordination to different tasks and activities <div style="display: flex; justify-content: space-between; align-items: center; margin-top: 10px;">  <div style="background-color: #003366; color: white; padding: 5px;">Expressive Arts & Design</div>  </div> <ul style="list-style-type: none"> • Explore colour and colour mixing with increased independence • Explore joining materials in different ways with increased independence

NB. Topics and plans may change due to the needs and interests of the children in line with the EYFS principles.

NB. Topics and plans may change due to the needs and interests of the children in line with the EYFS principles.