









Summer Curriculum Overview – Reception

<div style="display: flex; justify-content: space-between; align-items: center;">  <h3>Literacy (including Little Wandle)</h3> </div> <ul style="list-style-type: none"> Phase 4 and 5 phoneme grapheme correlation To read words consistent with their phonics knowledge by sound-talking To read aloud simple sentences and books in line with phonics knowledge Retelling familiar stories with their own words To use recently introduced vocabulary in context To write recognisable letters, most of which are correctly formed To write simple sentences with finger spaces and beginning to use capital letters and full stops. <p>To support your child with this aspect of their learning you could:</p> <ul style="list-style-type: none"> Continue to enjoy reading at home daily 	<div style="display: flex; justify-content: space-between; align-items: center;">  <h3>Understanding the World</h3> </div> <ul style="list-style-type: none"> Create simple programs Use technology to record their ideas Know some similarities and differences between things in the past and now, drawing on their experiences and what has been read in class Know some similarities and differences between the natural world around them and contrasting environments, drawing on their experiences and what has been read in class. 	<div style="display: flex; justify-content: space-between; align-items: center;">  <h3>Personal, Social, Emotional Development</h3> </div> <ul style="list-style-type: none"> Show an understanding of their own feelings and those of others and begin to regulate their behaviour accordingly Able to focus attention when an adult is talking and responds appropriately Follows instructions involving several ideas Can explain why he have rules and explain right from wrong Manage their own basic hygiene and personal needs – including dressing and going to the toilet Understand healthy food choices To work and play cooperatively and take turns with others Form positive attachments with adults and friendships with peers Being confident to try new activities Know which adults look after them and who to talk to if they feel worried or scared
<div style="display: flex; justify-content: space-between; align-items: center;">  <h3>Maths</h3> </div> <ul style="list-style-type: none"> Addition and subtraction within 10 Grouping and sharing Doubling and halving Shape and pattern Number patterns within 20 Number patterns beyond 20 Money <p>To help your child with this aspect of learning you could:</p> <ul style="list-style-type: none"> Look for shapes around the home and discuss properties 	<div style="display: flex; justify-content: space-between; align-items: center;">  <h3>Communication & Language</h3> </div> <ul style="list-style-type: none"> Listen attentively and respond to what they hear with relevant questions and comments Make comments about what they have heard and ask questions to clarify their understanding Hold conversations when engaged in back and forth exchanges Participate in small groups, class and one to one discussions, offering own ideas Offer explanations of why things might happen Express their ideas and feelings about their experiences using full sentences including past, present and future tenses. 	<div style="display: flex; justify-content: space-between; align-items: center;">  <h3>Physical Development</h3> </div> <ul style="list-style-type: none"> Negotiate space and obstacles safely Demonstrate strength, balance and co-ordination in taught lessons and when playing Demonstrate running, jumping, dancing, hopping, skipping and climbing Hold a pencil effectively in preparation for fluent writing using the tripod grip in most cases Use a range of small tools, including scissors, paint brushes and cutlery Begin to show accuracy and care when drawing <div style="display: flex; justify-content: space-between; align-items: center; margin-top: 10px;">  <h3>Expressive Arts & Design</h3>  </div> <ul style="list-style-type: none"> Explore artwork made by great artists Explore playing a variety of percussion instruments Test their ideas Use everyday products, stories, pictures, interests and experiences of inspire their creations

NB. Topics and plans may change due to the needs and interests of the children in line with the EYFS principles.